


Mono

455W MBB Bifacial Mono PERC Half-cell Double Glass Module

JAM78D10 435-455/MB/1500V Series

Introduction

Assembled with MBB bifacial PERCIUM cells and half-cell configuration, these double glass modules have the capability of converting the incident light from the rear side together with the front side into electricity, providing higher output power, lower temperature coefficient, less shading loss, as well as enhanced tolerance for mechanical loading.



Higher output power



More reliable, more stable power generation



Less shading effect

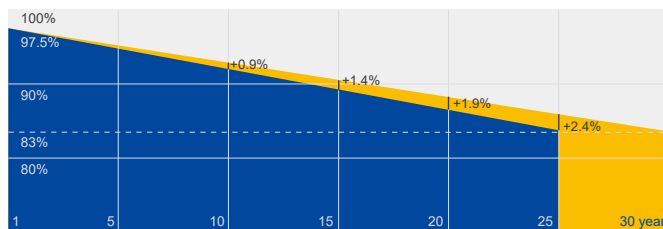


Lower temperature coefficient

Superior Warranty

- 12-year product warranty
- 30-year linear power output warranty

0.5% Annual Degradation
Over 30 years



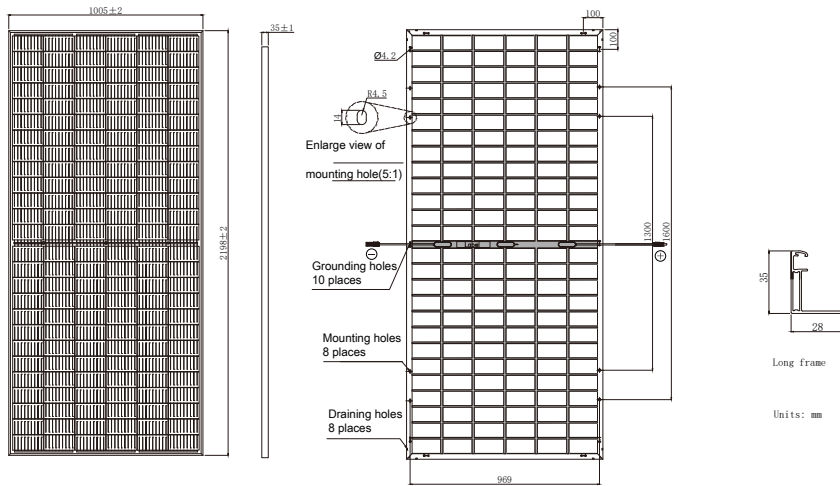
■ Additional Value From 30-Year Warranty ■ JA Standard

Comprehensive Certificates

- IEC 61215, IEC 61730
- ISO 9001: 2015 Quality management systems
- ISO 14001: 2015 Environmental management systems
- ISO 45001:2018 Occupational health and safety management systems



MECHANICAL DIAGRAMS



Remark: customized frame color and cable length available upon request

SPECIFICATIONS

Cell	Mono
Weight	29.0kg±3%
Dimensions	2198±2mm×1005±2mm×35±1mm
Cable Cross Section Size	4mm ²
No. of cells	156 (6×26)
Junction Box	IP68, 3 diodes
Connector	Genuine MC4-EVO2 QC 4.10-35/45
Cable Length (Including Connector)	Portrait:300mm(+)/400mm(-); Landscape:1200mm(+)/1200mm(-)
Front Glass/Back Glass	2.0mm/2.0mm
Country of Manufacturer	China/Vietnam

ELECTRICAL PARAMETERS AT STC

TYPE	JAM78D10 -435/MB/1500V	JAM78D10 -440/MB/1500V	JAM78D10 -445/MB/1500V	JAM78D10 -450/MB/1500V	JAM78D10 -455/MB/1500V
Rated Maximum Power(Pmax) [W]	435	440	445	450	455
Open Circuit Voltage(Voc) [V]	52.74	53.01	53.29	53.58	53.85
Maximum Power Voltage(Vmp) [V]	44.31	44.68	44.96	45.28	45.60
Short Circuit Current(Isc) [A]	10.32	10.37	10.42	10.46	10.50
Maximum Power Current(Imp) [A]	9.82	9.85	9.90	9.94	9.98
Module Efficiency [%]	19.7	19.9	20.1	20.4	20.6
Power Tolerance	0~+5W				
Temperature Coefficient of Isc(α _{Isc})	+0.044%/°C				
Temperature Coefficient of Voc(β _{Voc})	-0.272%/°C				
Temperature Coefficient of Pmax(γ _{Pmp})	-0.354%/°C				
STC	Irradiance 1000W/m ² , cell temperature 25°C, AM1.5G				

Remark: Electrical data in this catalog do not refer to a single module and they are not part of the offer.They only serve for comparison among different module types.
Measurement tolerance at STC: Pmax ±3%, Voc ±2% and Isc ±4%

ELECTRICAL CHARACTERISTICS WITH DIFFERENT REAR SIDE POWER GAIN(REFERENCE TO 435W FRONT)

Backside Power Gain	5%	10%	15%	20%	25%
Rated Max Power(Pmax) [W]	457	479	500	522	544
Open Circuit Voltage(Voc) [V]	53.60	53.60	53.60	53.70	53.70
Max Power Voltage(Vmp) [V]	44.35	44.35	44.35	44.45	44.45
Short Circuit Current(Isc) [A]	10.82	11.33	11.85	12.36	12.88
Max Power Current(Imp) [A]	10.30	10.79	11.28	11.74	12.23

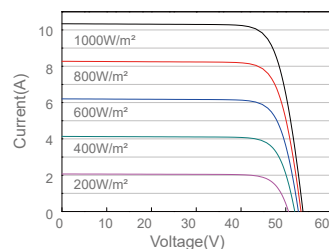
*Bifaciality=Pmax,rear/Rated Pmax,front

OPERATING CONDITIONS

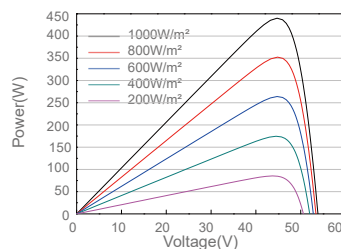
Maximum System Voltage	1500V DC(IEC)
Operating Temperature	-40°C~+85°C
Maximum Series Fuse	20A
Maximum Static Load,Front Maximum Static Load,Back	3600Pa, 1.5 1600Pa, 1.5
NOCT	45±2°C
Bifaciality*	70%±10%

CHARACTERISTICS

Current-Voltage Curve JAM78D10-440/MB/1500V



Power-Voltage Curve JAM78D10-440/MB/1500V



Current-Voltage Curve JAM78D10-440/MB/1500V

